

THE  
GROVE  
— AT ROSWELL —

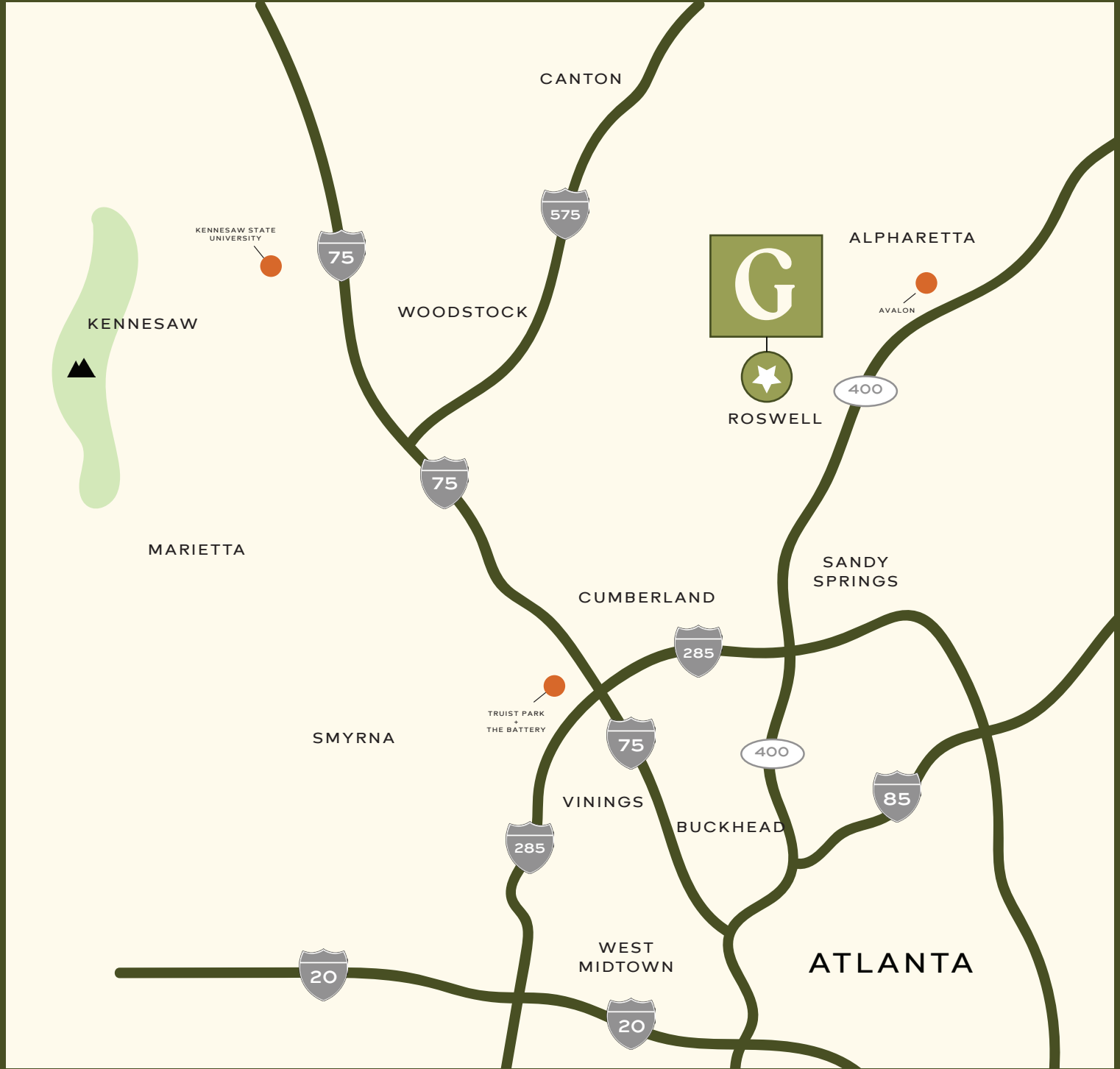
10933 CRABAPPLE RD. ROSWELL, GA 30075



**The Grove at Roswell** is an innovative hub of Upper Roswell, transforming 30,000 square feet of former neighborhood office space into a stately and vibrant mixed-use development that caters to the dynamic tastes of a city on the move. The Grove goes beyond conventional renovation, breathing new life into our community by converting the existing central area into a dynamic 7,500 square feet of communal green space in a refined and relaxed package. Get ready to experience a reimagined getaway that fosters engagement and enriches our neighborhood like never before.



# AREA MAP







ROSWELL MARKET PLACE

**SPROUTS**  
FARMERS MARKET

Broken Egg Cafe



CROSSVILLE RD.

CRABAPPLE RD.

ROSWELL TOWN CENTER

DOWNTOWN ROSWELL  
CANTON STREET  
|  
1.0 MILE

DOWNTOWN MILTON  
|  
3.6 MILES

AMERIS BANK  
AMPITHEATRE  
|  
4.4 MILES

ALPHARETTA  
CITY CENTER  
|  
5.3 MILES

DOWNTOWN  
ROSWELL

**TABLE & MAIN**  
A SOUTHERN TAVERN

**FELLOWS**

ROSWELL VILLAGE  
SHOPPING CENTER

**VARIANT  
BREWING**

EST. 2008

FINE CUTS • SEAFOOD • SPIRITS

AREA  
MAP



# Key Components

- MEZZANINE CAPABILITY IN ALL BUILDINGS TO ADD SQUARE FOOTAGE
- OPEN-AIR LIQUOR LICENSE THROUGHOUT ENTIRE PROJECT
- FUTURE COMMUNITY HUB FOR GATHERINGS, FARMERS MARKETS, AND OTHER NEIGHBORHOOD-CENTRIC EVENTS
- CLOSE PROXIMITY TO THE DYNAMIC RETAIL AND RESTAURANT HUB OF ROSWELL'S HISTORIC CANTON ST.
- AMPLE AND CONVENIENT PARKING ON-SITE



## Amenities

- EXTERIOR PATIOS FRONTING THE VIBRANT LAWN AREA
- STAGING AREA FOR LIVE MUSIC AND EVENTS
- UPGRADED RETAIL STOREFRONTS ON ALL BUILDINGS
- VALET PARKING OPPORTUNITY (VS FEATURES)




# THE VISION





# SITE PLAN



## SPACES KEY

**BUILDING A**  
Ground: 2,520 SF  
w/ Mezzanine: 3,361 SF

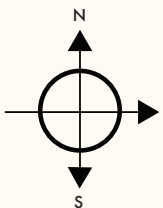
**BUILDING C**  
Ground: 2,470 SF  
w/Mezzanine: 3,706 SF

**BUILDING D**  
2,432 SF

**BUILDING E**  
Ground: 2,597 SF  
w/Mezzanine: 3,462-3,895 SF

**BUILDING F**  
2,515 SF

**BUILDING# 10925**  
Ground: 2,426 SF  
w/Mezzanine: 3,234-3,639 SF





# BUILDING RENDERINGS

BUILDING A



BUILDING B



BUILDINGS C + D



BUILDING E



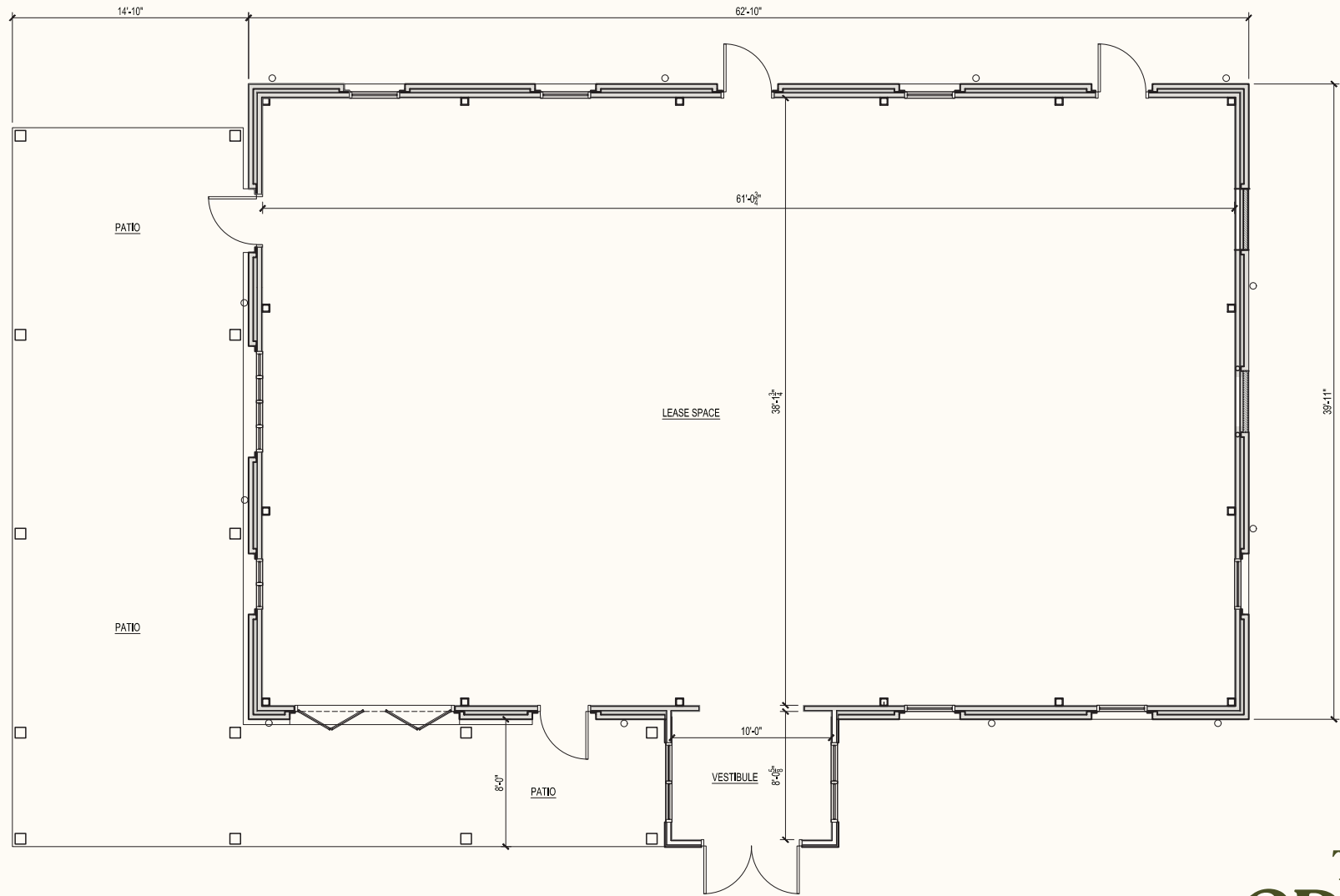
BUILDING F





# FLOOR PLAN

GROUND FLOOR







SEE YOU AT  
THE GROVE





# THE GROVE

— AT ROSWELL —

## DEVELOPER INFORMATION

PARTNERS DEVELOPMENT GROUP, LLC

10882 CRABAPPLE RD.

ROSWELL, GA 30075

[WWW.PDGLLC.COM](http://WWW.PDGLLC.COM)



## LEASING INFORMATION

SHELBI BODNER

SHELBI.BODNER@  
BRIDGER-PROPERTIES.COM

404.381.2220

